

GTAG12-1.3 12V1.3AH

AGM BATTERY- AGM SERIES



Specifications

Nominal Voltage	12V	
Nominal Capacity (20HR)	1.3Ah	
Dimensions	Length	97±1mm
	Width	45±1mm
	Height	52±1mm
	Total height	57±1mm
Approx. Weight	0.57kg±5%	
Terminal Type	F1	
Rated Capacity (25°C)	20HR (10.5V)	1.30Ah
	10HR (10.5V)	1.20Ah
	5HR (10.5V)	1.15Ah
	1HR (10.5V)	0.78Ah
Max. Current	0.39A	
Internal Resistance (Fully charged, 25°C)	Approx. ≤160mΩ	
Operating Temp. Range	Discharge	-15°C~50°C (5°F~122°F)
	Charge	-10°C~50°C (14°F~122°F)
	Storage	-20°C~50°C (-4°F~122°F)
Nominal Operating Temp.	25°C±3°C (77°F±5°F)	
Cyclic Charging Voltage (25°C)	14.60 to 15.00V Temperature compensation : -30mV/°C	
Float Charging Voltage (25°C)	13.60 to 13.70V Temperature compensation : -20mV/°C	
Capacity affected by temperature (20HR)	40°C	102%
	25°C	100%
	0°C	85%
	-15°C	65%
Self-discharge (25°C)	2% of capacity declined per month at (25°C)	
Design Life	3~5 years for floating	

Applications

- ◆ Uninterruptable Power Supply (UPS)
- ◆ Electric Power System (EPS)
- ◆ Emergency backup power supply
- ◆ Alarm and security system
- ◆ Electronic apparatus and equipment
- ◆ Communication power supply

Remarks:

- Use in normal climate environment with standard range of regulated powered electricity.
- Falling, hitting, bending, etc. may cause degradation of battery characteristics.

Construction

Component	Positive plate	Negative plate	Container	Cover	Separator	Electrolyte	Safety valve	Terminal
Raw material	Lead dioxide	Lead	ABS	ABS	Fiber glass	Sulfuric acid	Rubber	Copper

Constant current discharge characteristics unit: Ampere/Block (at 25°C, 77°F)

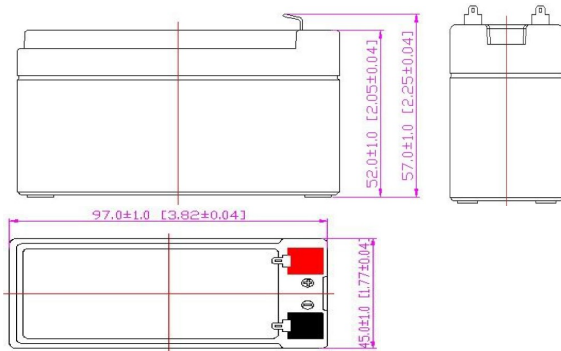
F.V/Time	5min	10min	15min	30min	1h	2h	3h	4h	5h	6h	10h	20h
1.60V/Cell	4.84	3.33	2.41	1.54	0.81	0.46	0.35	0.283	0.243	0.198	0.130	0.068
1.67V/Cell	4.47	3.16	2.29	1.47	0.80	0.46	0.35	0.280	0.241	0.196	0.129	0.067
1.70V/Cell	4.06	2.91	2.11	1.40	0.79	0.45	0.35	0.277	0.238	0.194	0.127	0.066
1.75V/Cell	3.72	2.75	1.99	1.34	0.78	0.45	0.34	0.273	0.234	0.191	0.125	0.065
1.80V/Cell	3.65	2.70	1.96	1.32	0.76	0.44	0.33	0.267	0.230	0.187	0.123	0.064
1.85V/Cell	3.59	2.65	1.92	1.29	0.75	0.43	0.33	0.262	0.225	0.184	0.120	0.063

Constant power discharge characteristics unit: Watt/Block (at 25°C, 77°F)

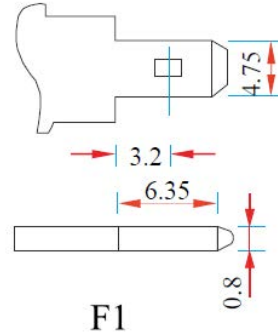
F.V/Time	5min	10min	15min	30min	1h	2h	3h	4h	5h	6h	10h	20h
1.60V/Cell	9.44	6.49	4.70	3.00	1.58	0.90	0.69	0.55	0.47	0.39	0.25	0.13
1.67V/Cell	8.71	6.17	4.47	2.87	1.56	0.90	0.68	0.55	0.47	0.38	0.25	0.13
1.70V/Cell	7.91	5.68	4.12	2.72	1.55	0.89	0.68	0.54	0.46	0.38	0.25	0.13
1.75V/Cell	7.26	5.36	3.89	2.62	1.52	0.87	0.67	0.53	0.46	0.37	0.24	0.13
1.80V/Cell	7.13	5.26	3.82	2.57	1.49	0.85	0.65	0.52	0.45	0.37	0.24	0.12
1.85V/Cell	6.99	5.16	3.74	2.52	1.46	0.84	0.64	0.51	0.44	0.36	0.23	0.12

Note 1: Above characteristics data can be obtained within three charge and discharge cycles.

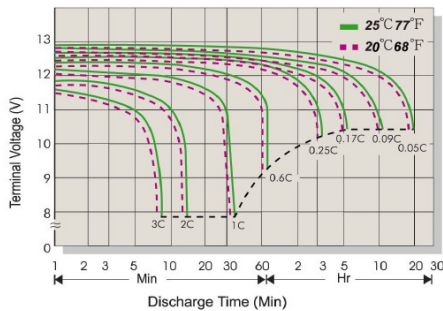
Outer dimensions (mm)



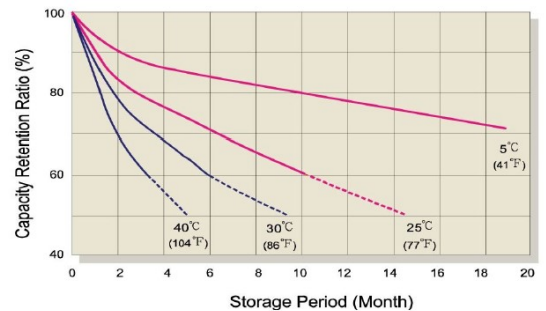
Terminal type (mm)



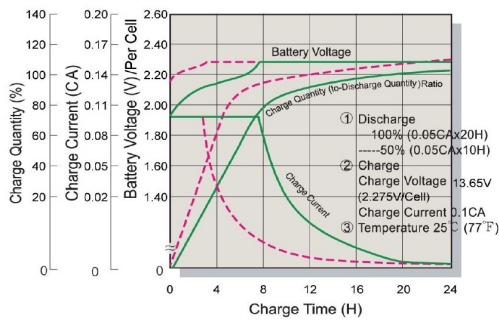
Terminal Voltage (V) and Discharge Time



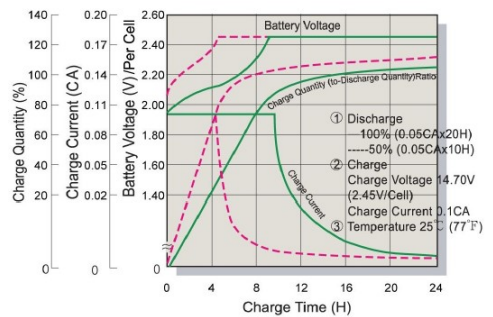
Capacity Retention Characteristic



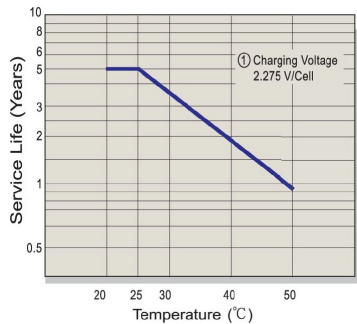
Battery Voltage and Charge Time for Standby Use



Battery Voltage and Charge Time for Cycle Use



Tickle(or Float) Service Life



Cycle Service Life

